



Swindon
Strategic
Partnership

Annual Conference February 2008



*Ensuring the quality of life
for Swindon's people*



Swindon
Strategic
Partnership

Swindon Strategic Partnership Annual Report February 2008

Contents

- Introduction by Chair
- Swindon Strategic Partnership Members and roles
- Community Strategy updates and Performance Monitoring



Introduction

Welcome to our Conference today. We have a really exciting day planned for you that will include the opportunity to look back on what has been achieved in the current Local Area Agreement and plan the new 2008 Local Area Agreement, which will be launched in June. This Conference will see the launch of the New Community Strategy.

We have slightly changed the format of the conference this time following comments made at the last conference that you would prefer not to have the traditional workshops at this event. In their place are an exciting and informative series of 'share fair' sessions, which we hope will really enhance your enjoyment of the day.

The Conference is also the opportunity to present this Annual Report on work to date from the existing Community Strategy and the Swindon Strategic Partnership. It has been a busy year and our report includes updates on:

- Health
- Transport
- The Street Scene
- Climate Change.
- Swindon's Local Compact
- The Neighbourhood Renewal Strategy

We really hope you enjoy the conference today and would be grateful if you could complete the feedback form in your pack. Your comments are very important to us and will enable us to plan our next event later this year.

Tom Charnock

Tom Charnock
Chair, Swindon Strategic Partnership
Overview & Monitoring Group

UPDATES:

Local Area Agreement

Swindon's Local Area Agreement, which was launched in 2006, is changing. Government Legislation has decreed that we must change our Agreements to link into their new reporting regime of 198 indicators. At this conference today you will hear about the new indicator set and the new guidelines for LAA2. You will also have the opportunity to ask the Chairs of the Blocks questions relating to performance in their blocks.

The Community Strategy

We are very pleased to be launching the new community strategy today. This document has evolved from extensive consultation that actually started at this conference in November 2006. It is the culmination of working groups, road shows, meetings with partners, stakeholders and the Strategic Partnership.

We have a keynote speaker from the Audit Commission who will talk to us about the importance of a good community strategy as well as how important it is for the community to own the strategy.

Swindon's Local Compact

The Swindon Compact provides a framework that sets out the principles and undertakings to underpin the relationship between the third sector and the public sector in Swindon. It also offers the basis for partnership working at the local level.

It is important to establish effective working relationships to harness the benefits that the third sector can bring to public services, and in helping to engage with communities to guide policy-making.

Following the launch of the Swindon Compact and the five Codes of Practice at the last Swindon Strategic Partnership Annual Conference (28th June 07), the Swindon Compact Implementation Group was set up. A yearly work programme will be produced to monitor, review and evaluate the effectiveness of the Swindon Compact.

At the first Implementation Group meeting, it was agreed that the objectives of the Group are:

1. To implement commitments made in the Swindon Compact by developing a Work Plan
2. To review and evaluate the Swindon Compact and Codes of Practice, and to update the documents, as appropriate

3. To promote the Swindon Compact to different sectors in Swindon
4. The Implementation Group will set up a mediation sub group, which will advise in the case of breaches of the Swindon Compact, as when appropriate. Membership of the mediation sub group will be drawn up by the Implementation Group

Nationally, the most recent Compact Annual Meeting (November 2006), and the third sector review consultation, concluded that the Compact was continuing to contribute strongly to the building of constructive relationships between the public sector and the third sector. There remain, however, some significant challenges for the future:-

- To make the Compact relevant not just to the voluntary and community sector but to the wider third sector;
- To reach a position where the principles of the Compact have become fully embedded in the culture both of central and Local Government and of the third sector; and,
- To ensure that the Compact and its Codes of Practice cater for new developments in the financial relationship between public and third sector bodies, such as payment by results and the sub-contracting out of services.

The above issues are relevant to the further development of the Swindon Compact. To promote and embed the principles of the Swindon Compact to the public sector and third sector is definitely one of the top priorities for the Swindon Compact Implementation Group in the coming year.

Neighbourhood Renewal

The six neighbourhood renewal areas (Central, Park North, Park South, Walcot East, Penhill and Pinehurst) have seen changes and challenges over the last 12 months. These include the progression of the Academy in the Pinehurst People's Centre, the development of Cavendish Square in Park South and Braydon Court in Penhill and the redevelopment of the former Railway Museum in Faringdon Road. Plans are underway to redevelop Sussex Square in Walcot East and the development of the Exchange site in the town centre will have an impact on the Central and Broad Green neighbourhoods. This year has also seen the end of two significant projects for neighbourhood renewal:

- The five-year renewal programme funded by the South West Regional Development Agency and delivered by the Parks and East Walcot Neighbourhood Renewal Company ended in June 2007. Achievements of this scheme include the skate park on Buckhurst Field (behind New College),

a local Neighbourhood Nursery, a community arts programme, youth projects and a wide range of improvements to local facilities.

- Swindon Borough Council's European Social Fund Co-Financing Project ended in September 2007 and included 22 projects targeted at people in need of support to take steps into or towards employment. Over 3000 local people have participated in these activities, which included projects operating specifically in neighbourhood renewal areas.

Initiated through the Neighbourhood Renewal Task Group as part of activity to support the Local Area Agreement, local community forums and associations have distributed newsletters and information to local residents and held successful 'Community Days' in Penhill and Pinehurst and Broad Green.

Looking to the year ahead, there are a number of significant challenges for neighbourhood renewal areas. These include

- ensuring that the needs of neighbourhood renewal areas are considered in the development of the next Local Area Agreement
- ensuring there are effective mechanisms to represent each neighbourhood in consultation and democratic processes and that local people are aware of and able to participate in opportunities to have a say
- reviewing priorities and data sources as part of the Neighbourhood Renewal Strategy review in 2008

Neighbourhood Renewal is currently being progressed by the Neighbourhood Renewal Task Group and Neighbourhood Renewal LAA Group.

For further information, please contact Paula Harrison, *Community Support Manager*, on 01793 466418 or email: pharrison@swindon.gov.uk

Community Strategy 2004-2010

Performance Management Framework

Introduction

By its nature, the Community Strategy 2004-2010 was a weighty tome. Comprising of six themes, 26 top-level priorities, and 327 targets, it makes reporting on performance laborious. So we decided to develop a simpler framework to report back to you the performance made against the Community Strategy.

The current performance monitoring framework is based around 48 performance indicators. Many of these indicators are amalgam of targets rolled up from the Community Strategy

Instead of grouping these under the same six themes from the Community Strategy, we decided to group them against the 12 main priorities that the local people have consistently identified as most important to their quality of life.

- These are:
- Health
 - Good education for all ages
 - Efforts to lower crime levels
 - Affordable decent housing
 - Job security and prospects
 - Parks and open spaces
 - Activities for young people
 - Clean streets
 - Public transport
 - Waste
 - Climate change
 - Culture

We also decided for clarity to use a simple traffic light system to indicate what progress is being made against each of the performance indicators:



Green – progress is on target to be completed by the planned date or has been completed.



Amber - progress is currently behind schedule but has the potential to be recovered by the planned date.



Red - progress is greatly behind schedule and the target cannot be achieved and needs special action,

The aim of the performance monitoring framework is to provide a simple and quick health check of where progress is being made against the Community Strategy and, more importantly, where they are not being met.



It should be noted that many indicators are not for completion this year, but may be spread over a number of years. Consequently, a green smiley face does not mean that the target has been achieved but that it is on track to be completed by the planned date.



It is also worth noting that some of the indicators have been subsumed within the LAA or included in the 50 promises.

HEALTH

Death rates from heart diseases have declined steadily in Swindon since 1996. Health services continue to support implementation of national standards to maintain this improvement through the introduction of a Rapid Access Chest Pain Clinic, development of a community based echocardiogram service to improve early diagnosis and a heart failure service to support people at home.

Death from cancer has declined. An action plan is being monitored through the Wiltshire and Swindon Cervical Screening committee to improve the uptake of cervical screening and, from April, a new test for screening for cervical cancer, will be introduced. The Smoke Free Swindon campaign was launched, supported by a NHS-run smoking cessation service. The physical activity programme Active Swindon has been funded by Sports England.





PERFORMANCE INDICATOR	PROGRESS	STATUS	Link to LAA
Produce, by June 2005, a Tackling Health Inequalities strategy	Health Inequalities Plan included in PCT commissioning prospectus. LAA targets continue to focus on actions to tackle health inequalities.		Outcome 16
Improve access to health care services for Black and Minority Ethnic groups and people with learning disabilities; and for young people to sexual health services	<p>The Health Needs Assessment for BME groups is complete and has been presented to the Professional Executive within the PCT and the Children's services in SBC. Supplementary targets have been included in the LAA refresh.</p> <p>One of these targets is to increase uptake of Translation and Interpretation services across health, housing, communities and social care in Swindon. The PCT has set a baseline and are awaiting the baseline for SBC. Investigation into alternative providers of telephone interpretation, use of electronic interpretation and access to BSL training underway.</p> <p>A needs assessment is currently underway to understand the needs of people with learning disabilities particularly focusing on increasing access to health improvement programmes and screening services</p> <p>The National Chlamydia Screening programme is rolling out in Swindon. Access to GUM within 48 hours is on track for 2007/08</p>		Outcome 16 Indicator 6

<p>Improve standards of care for those with heart problems, cancer and diabetes</p>	<p>Work continues to implement National Service Framework for coronary heart disease, cancer and diabetes, including:</p> <ul style="list-style-type: none"> • Meeting national waiting times for cancer treatment. • The Retinal Screening programme for people with Diabetes is on track to meet the December 07 National target of 100% patients to be invited for screening. • A Structured patient education programme for newly diagnosed type two patients has been introduced to meet NICE requirements. • Service Development work continues for Diabetes in response to Health Care Commission and Patient Survey feedback. • The identification of people with Cardiovascular risk and the Community Heart Failure Service are specific areas being reviewed and developed. 		<p>Outcome 15</p>
<p>Implement the National Service Framework for Children called Getting the Right Start</p>	<p>A presentation to the Children's Board demonstrates that all National Service Framework Standards have been assessed as either amber or green.</p>		

GOOD EDUCATION FOR ALL AGES

The recently assessed impact of Swindon Learning Partnership's strategic approach to adult and family learning in neighbourhood renewal areas over the last three years has found increased participation in learning. This remarkable achievement is given more weight by the fact that the residents of Penhill now engage in more learning than any other ward in Swindon. Participation from ethnic minority groups has also gone from 2.02% of the total to 8.1%. There is still more work to be done regarding men's participation which is 24% against 76% for women.

The real instruments of change and improvement have been methods of engagement using local forums, developing good and trusted partnerships and the introduction of paid part time learning ambassadors. The results speak for themselves. The next challenge is an approached called "Next Steps". The Swindon Learning Partnership has proved it can reach people and are now stepping up a gear to inspire people to progress onto more demanding educational challenges and in doing so address the really big equalities issue of numeracy and literacy.

PERFORMANCE INDICATOR	PROGRESS	STATUS	Link to LAA
Significantly increase the percentage of pupils achieving good results at Key Stage 2, Key Stage 3 and GCSE	At primary level standards in Swindon are either at, or above, the national averages on all indicators. At secondary level A*-C GCSE grades are now 54% from a baseline of 49.8% in 2004/05. and A*-G grades have moved from 86% in 2004/05 to 89% for 2006/07		Outcome 7 Indicator 4
Provide, by March 2006, 537 child care places and three Children's Centres in areas of disadvantage and 557 child care places in other areas	Eight Children's Centres are now operating and providing support, advice and child care for parents with children under five of these , seven have recived designation by the DCFS.		Outcome 7 Indicator 5, 6, 7, 8, 9, 10
Raise, by July 2007, the basic literacy and numeracy qualifications of 4,000 adults in Swindon	The recently assessed impact of Swindon Learning Partnership's strategic approach to adult and family learning in neighbourhood renewal areas over the last three years found an increased participation in learning by 177% against national trends of declining enrolments.		
Establish a university campus in Swindon by 2008	A planning application for the Commonhead (Coate) development was submitted over 6 months ago. Revisions are required following the Planning Inspectorates report on the Local Plan. It is expected that the current application will be withdrawn in the new year and be replaced by a new one that addresses issues relating to highways, ecology, impact on Coate		This has now been subsumed by Promise 18.

	Water and archaeology. The current application includes proposals for a university and so will the expected new application. The new application is expected to be submitted around March 2007 with a decision expected in the early summer.		
--	--	--	--





EFFORTS TO LOWER CRIME

Swindon Community Safety Partnership (CSP) is responsible for delivering the Safer Swindon element of the Community Strategy. The CSP has been working to consolidate the existing successes of the team and drive improved performance across the Safer and Stronger Block of the Local Area Agreement (LAA).

To improve performance in drug treatment services, a needs assessment was undertaken, leading to a clear treatment plan. In order to meet the requirements of the treatment plan, a full re-tendering of services has been undertaken. This has resulted in the right services being in place in Swindon and will improve the services available to drug users and provide improved performance.

Funding has been secured under the Home Office Partnership Improvement Fund that will provide financial resources to allow the CSP to introduce a range of initiatives to tackle levels of alcohol fuelled crime, particularly in the town centre on Friday and Saturday nights. This will be accompanied by a clear publicity campaign to highlight successes and reduce the fear of crime.





Weeks of action are being developed to capitalise on the positive results of “Safe and Clean” days. These will be geographically targeted and will provide further opportunities to have a positive impact on crime and the perception of crime in Swindon.

PERFORMANCE INDICATOR	PROGRESS	STATUS	Link to LAA
Increase the percentage of residents feeling safe or fairly safe in public places during the day and after dark and reduce the fear of crime	During the day - 85% 2006 vs. 85% 2007 After dark – 34% 2006 vs. 39% 2007		Outcome 13
Reduce the re-offending rate for prolific offenders, year on year	Swindon –wide programme now in operation with a dedicated locality manager in post and a Premium Service agreement in place with key agencies. The programme forms a key part of the LAA. Methodology regarding measuring re-offending rate still being developed		Outcome 13 Indicator 21
Not exceed annually the previous year's crime figures in relation to domestic burglary, robbery and vehicle crime	Domestic Burglary down 4% (Apr - Aug 07 vs. Apr - Aug 06) Robbery up 8% (Apr -Aug 07 vs. Apr - Aug 06) Vehicle Crime up 4% (Apr -Aug 07 vs. Apr - Aug 06)		Outcome 13 Indicator 1
Reduce the incidents of alcohol-fuelled crime	Alcohol related crime up 10.1% (Oct 06 – Mar 07 vs. Apr 07 to Sep 07)		Outcome 13

AFFORDABLE DECENT HOUSING

There were a further 266 affordable homes built in Swindon in 2006/07 with a projection of 315 for 2007/08. This increase in affordable housing is planned to continue for the rest of the decade as large sites such as Wichelstowe, Hreod and Pipers Way begin. There is a continued focus on rented homes in response to the homelessness pressures we face as well as the needs of people renting privately or living with their families. We continue to provide excellent opportunities for people to get onto the housing ladder through Low Cost Home Ownership and over 300 homes have been sold through this route in the last two years.

In 2007, it has been announced that the EcoHomes rating system will be replaced by the Code for Sustainable Homes, which provides a transparent 1-6 rating system for housing. The Council will include a requirement in its affordable housing planning policy that future affordable homes are constructed to level 3, a challenging target that is in excess of the previous EcoHomes rating of Very Good. It is more important that the most vulnerable households benefit from this higher standard because of the extent of fuel poverty in the Borough. Further work has also been completed on the decent homes standard. The decency standard interim targets have been met and the Council is still on course for meeting this in 2008, two years ahead of the government target.





PERFORMANCE INDICATOR	PROGRESS	STATUS
Achieve the decent homes standard by 2008	Achieved interim target of increasing the number of homes meeting the standard from 9805 (91.1%) at April 2006 to 9984 (93.7%) at April 2007. On target to achieve standard by 2008, two years ahead of the government target	
Ensure that, by 2006, at least 6,340 homes are completed, of which 100 per year will be affordable	The original target of 100 additional affordable homes was exceeded in 2006/07 with 266 homes delivered.	
Improve the design and quality of new homes and ensure that, from April 2004, all new affordable homes meet the "very good" eco-rating standard	New Design Code for developers to improve the quality of new homes completed 2006. All new dwellings must now meet the "very good" eco rating in accordance with new building regulations.	
Improve access to affordable and supported housing by implementing a choice based lettings scheme by December 2005	Choice based lettings was introduced in Feb 07. This has enabled households on the housing register to express an interest in empty properties which are advertised weekly on the internet and in many community outlets, including libraries across Swindon. They can express their interest by lodging a bid in person at the Council's One Stop Shop, on the phone or by using the website.	

JOB SECURITY AND PROSPECTS

Up to date statistics to enable analysis of changes in the labour market in Swindon are difficult to obtain, particularly those allowing comparison with regional and national data. Instead, the Wiltshire and Swindon Economic Partnership produced, in March 2005, its Economic Analysis for 2003/04. This considered labour market trends over the previous five-year period. That study points to an overall growth in the number of people in employment in Swindon between 1998 and 2003 of 4.8%, although annual fluctuations may be accounted for by the fortunes of a few large employers.

Within that overall growth manufacturing, construction and financial mediation have witnessed a decline, contrasting with a strong growth in tourism and visitor related services as well as the public sector. Advanced manufacturing and R&D remain strong drivers of growth in the Swindon economy and the labour market continued in 2004 to be characterised by high employment, low unemployment and very strong economic performance.





As a result of a slow down in the services and retail sectors, considerable efforts have been deployed in securing investment in the town. We have been successful in our approach because our unemployment rates, as declared recently in government statistics, show Swindon averaging 2.4% below the national average.

PERFORMANCE INDICATOR	PROGRESS	STATUS	Link to LAA
By 2010 reduce, by at least 40%, the number of adults in the Swindon workforce without an NVQ level 2 or equivalent qualification	Using 2001 Census data as a baseline, this translates to an overall target of 37,500 by 2010. An estimated 1,100 Swindon residents undertook Level 2 programmes during 2004/05, with over 400 Swindon based employees also gaining Level 2 qualifications through <i>free2learn</i> .		Outcome 2 Indicator 1
Through targeting specific groups and offering specialist advice place at least 45 lone-parents, people with disabilities or long-term unemployed people into work each month	Between April 2004 and February 2005, 272 lone parents, 194 people with disabilities and 145 long term unemployed have been found jobs. A total of 611 at an average of 55 a month		
Generate an annual net increase in the total number of VAT registrations in the borough	At the start of 2006 Swindon had 4,525 VAT registered businesses, a net increase in the number of business of 160 compared to the previous year.		Outcome 1 Indicator 1
Generate an annual net increase in the total number of jobs available in the borough	There has been an increase by 0.8% in the employment rate from June/06 to September/06. This meant 1,400 more jobs.		

PARKS AND OPEN SPACES

The Swindon Biodiversity Plan (BAP) was launched in March 2005. Our target for the next three years is to ensure that actions with the BAP are taken forward. In the coming years information on the status of green spaces within the existing urban area will be gathered.





The Swindon BAP Partnership, Great Western Community Forest Partnership and the Area of Outstanding Natural Beauty Partnership are working to develop and expand a network to ensure that waterways and other habitats are protected, maintained and enhanced for the benefit of wildlife and people.

PERFORMANCE INDICATOR	PROGRESS	STATUS
Publish a Swindon Biodiversity action plan in 2005	The action plan was launched on 19 March 2005	
Ensure that everyone lives within 300m of managed green space which is improving for wildlife	The Borough Council applies standards for open space on all new development. Supplementary Planning Guidance on Biodiversity and Geological Conservation In Planning and Development was published in June 2007. The BAP requires a survey to be undertaken to provide ecological baseline information on existing parks in Swindon.	
Implement wetland restoration on a 1.2km stretch of the River Ray at Rivermead by 2007	Phases 1 and 2 of the 1.2km river enhancement on the River Ray have been completed. Phase 3 has been designed, planning permission has been agreed and work should be completed by Spring 2008.	
Set up partnerships to improve the Borough's rivers, streams and lakes for wildlife	Partnership achieved. The Environment Agency part-fund a Swindon Water For Wildlife Officer. This officer is arranging pond restorations, stream work and other habitat management.	

STREET ENVIRONMENT

A Streetscene project has been initiated to deliver a more integrated and cohesive set of Streetscene services that will encourage communities to work with the Council to make their neighbourhood areas cleaner, greener and safer. The project is planned to complete in 2011. Work on developing a Streetscene Strategy is nearing completion.

Swindon continues to beat Government targets for street cleanliness. In 2005/06 we achieved 15% against a target of 18% (unlike most performance indicators the lower the percentage the better).





PERFORMANCE INDICATOR	PROGRESS	STATUS	Link to LAA
Develop a forum to create and publish a Street Environment strategy and action plan by 2006	Work on the Streetscene strategy is likely to be completed by end of 2007.		
Meet, by 2004/05, the published government standard for the cleanliness of the borough's streets	Achieved 15% in 2005/06 against the national target of 18%, see comment above.		Outcome 14 Indicator 1
Improve and regularly maintain the quality of street furniture and, by 2005, set and publish a standard.	Town Centre Public Realm Strategy Document was published in 2005. Linked to this is the pallet of materials, which specifies the standard. Highways Asset Management Plan is a project that brings all the assets in the highway network and includes conditions of street furniture. This is an ongoing project that will be substantially completed by 2008.		
By 2005 draw more people onto the streets in response to improvement measures and provide at least ten street events each year	11 street events undertaken 2004/05		

PUBLIC TRANSPORT

Swindon Borough Council's second Local Transport Plan (LTP) (2006 to 2011) was finalised and submitted in March 2006 as required by the Government Office for the South West and the Department for Transport. The final version of this Plan, which was submitted in March 2007, was rated "good".

Park and Ride proposals were initially delayed due to objections to the planning application of the Commonhead site by the Highways Agency. These are now resolved and permission has been granted. However the implementation has been further delayed due to difficulties in acquiring the land from the Primary Care Trust. Purchase will be funded using a combination of LTP capital and section 106 agreement contributions. It is hoped that the construction of the site will be funded through an Exceptional Scheme bid to the Government. It is unlikely that the park and ride site on the Southern Development Area will be completed before the end of the second LTP period, although one of the other sites, for example as part of the Triangle Development on the A361, may come forward. Swindon continues to see strong growth in bus use, which is extremely encouraging when compared with static or declining levels throughout most of the UK. Since 2001, bus patronage has increased from 9.4 million trips to 12.06 millions per year.

Steady progress has been made towards completing the cycle network. The commitment was re-affirmed in Promise 44, and funding has been allocated throughout the second LTP period so that the urban cycle network can be completed by the end of the 2010/2011 financial year. Some difficulties are being experienced because not all the land required is currently within the control of the Council, and because the cost of some of the schemes is greater than the funds currently available. It is hoped that these links will be achieved through planning agreements and developer contributions towards the full costs. Alternative interim schemes have been identified.





PERFORMANCE INDICATOR	PROGRESS	STATUS	Link to LAA
Review the Swindon Local Transport Plan	Completed		
Have two more Park and Ride sites by 2007	Planning permission for Commonhead site granted – Land acquisition delayed. See comments above.		
Complete the Swindon urban cycle and pedestrian network by 2007	Steady progress towards completion through implementation of Annual LTP Programme and cycle network schemes and developer funded cycleway.		Superseded by Promise 44
Increase, between 2003 and 2006, the number of bus passenger journeys by 6%	4.4% achieved by 2004/05. 9.7% achieved by 2005/06.		

WASTE

The prospect of continued improved performance by diverting waste from landfill is confirmed by the expansion of weekly multi-material kerbside recycling in 2007. This, along with a fortnightly collection of residual waste, will enable to the Council to achieve its waste diversion targets and the Promise 49 target of recycling, composting or treating 50% of household waste by 2009/10.

A free-of-charge garden waste collection to the whole Borough is also a key component of Swindon's waste diversion operations.

A Local Municipal Waste Management Strategy has been adopted this year and outlines how Swindon's waste will be managed for the future, both for collection and disposal.





PERFORMANCE INDICATOR	PROGRESS	STATUS	Link to LAA
Divert, by 2006, 36% of borough household waste away from landfill	We achieved 32.1% for 2006/07. Service changes in 2007/08 should deliver a step change in performance. We are predicting 39% for 2007/08		Outcome 17 Indicator 6
Compost 12.2% green waste by 2005	7.8% achieved 2005/06 and 9.6% achieved 2006/07. We are predicting 11% for 2007/08		
Recover value from 40% of municipal waste by 2006	34% achieved for 2006/07 with improvements anticipated through enhanced collection rounds and better segregation of wastes at source.		
Achieve the biodegradable waste diversion target set by government by 2009/10	Having adopted our Municipal Waste Management Strategy in 2006, we are well on target to achieve those, and future, waste diversion obligations. Phase 1 of the Strategy (enhanced collections) is the immediate solution and is being put in place throughout 2007/08.		

CLIMATE CHANGE





The Climate Change Action Plan was launched at the SSP Conference in November 2006. A multi-sector Steering Group, chaired by Professor Geoff Hammond has been established to co-ordinate overall implementation of the plan.

- The Climate Change Steering Group gave a presentation on progress at the last SSP Conference. Highlights are:-
- A successful awareness raising campaign 'Time To Change' has been running in the Swindon Advertiser since November 06.
- Swindon climate Action Network has now attracted over 100 members
- The new Swindon Design Guide and Supplementary Planning Document will require 20% renewable energy from January 2008
- 5.4% increase in passenger journeys on Thamesdown buses since 2005/6
- Goddard Avenue was closed and a street party held to celebrate European Car Free Day
- A new 'Bike It' officer has been recruited to support Swindon schools
- The new library has been awarded the BREAAAM prize for excellence in sustainable design

Full details regarding progress by partners on actions to tackle climate change can be seen on the SSP website at <http://www.swindonssp.org.uk/ssp-index/ssp-strategies-page/ssp-strategies-climate-change-page.htm>

PERFORMANCE INDICATOR	PROGRESS	STATUS	Link to LAA
Produce, by December 2005, a climate-change strategy for the borough	Draft Action Plan produced December 2005, final launched 14 th November 2006		
Slow by 16% the forecast rate of the borough's traffic growth in the morning peak between 1999 and 2006	Likely to be achieved by increasing the range of travel choices for people and promoting sustainable options		
Reduce carbon dioxide emissions by 20% by 2010	A number of major programmes are under way to reduce CO2 emissions in Swindon Borough.		Outcome 17
Improve the energy efficiency of residential accommodation across the borough by 30% by 2010	From April 1996 to March 2006 there was a 30.4% improvement in domestic energy efficiency.		Outcome 17 Indicator 3

CULTURE

PERFORMANCE INDICATOR	PROGRESS	STATUS	Link to LAA
Restore Lydiard Park	All major contract packages are now complete. The park is proving extremely popular. There are some concerns over security, vandalism and graffiti, which are being addressed.		Now Promise 19
Develop a new library, museum and art gallery in Swindon centre	Construction of the new library commenced in January 2007 and is due to open to the public in late summer 2008. A number of options for the art gallery and museum site have been assessed and two options are under consideration. Crucial to any decision is an evaluation of the cost of both options.		This has now been superseded by Promise 16.
Develop a Sports Pitch strategy and action plan	Sports pitch strategy and action plan are now in place.		
Increase, by the end of 2006, the percentage of those participating in sport and physical activity from 30% to 36%	Sport England undertook a survey in 2006 to establish the percentage of population participating in sport and active recreation. Unfortunately, the survey did not count those who were physically active in other ways, e.g. through the work they do. Our score, therefore, was only 19.5%. Our strategy is looking to increase this by 1% per year.		Outcome 15 Indicator 5