



Swindon
Strategic
Partnership

Swindon Strategic Partnership Annual Report November 2006

Contents

- Introduction by Interim Chair
- Swindon Strategic Partnership Members and roles
- Community Strategy updates and Performance Monitoring
- Feedback from June Conference



Introduction

Welcome to our Conference today. We hope you enjoy the time spent, and the opportunity to look back on what has been achieved and to look forward as we launch both the New Sustainable Community Strategy and our Climate Change Plan.

The Conference is the opportunity to present this Annual Report of the Swindon Strategic Partnership (SSP) on work to date.

It has been a busy year and our report includes updates on:

- Health
- Transport
- The Street Scene
- Climate Change.
- Swindon's Local Compact
- The Neighbourhood Renewal Strategy

There are some areas we want to bring to your particular attention.

Changes in how we work

There have been some changes to the Membership, and some of our members now sit on Local Area Agreement (LAA) block groups, where they feel closer to the work being done in the community. An overview of the new structure of the partnership is given on page 7. The SSP Overview and Monitoring Group will be responsible for the overview of Policy, and for the Monitoring and development of the LAA, as well as the new Community Strategy and the work on climate change.

Details of how the Monitoring Group will work and also the new membership are detailed over the next few pages. Agenda, minutes and other papers for all parts of the Strategic Partnership will be available shortly on the new re-vamped SSP/LAA website.

Local Area Agreement

The LAA has just gone through its first 6-month review for the Government. This review report can be found on the LAA website. If

anyone would like a hard copy or e-mail copy of the report, please contact a member of the LAA partnership team:
Alison Chamberlain 466301, Matthew Pearce 463883, Janet Beattie 463248. The LAA is also going through a 'refresh' exercise. If you would like to take part in the 'refresh' consultation, please log on to www.swindonlaa.org.uk

The Community Strategy

We have tried to vary today's programme, and feedback from the workshops today will form the basis of a major consultation with our stakeholders/partners and help the development of the next stage. Key dates for the completion of this project are as follows:

14 November 2006	Start to look at the New Sustainable Community Strategy
November 2006 – May 2007	Drafting and consultation on the new document
May 2007	3 Month consultation
August 2007 – September 2007	Finalising the document
October 2007	Publication of New Sustainable Community Strategy

Swindon's Local Compact

Consultation on the Community Code of Practice started in April 2006 and ran for three months until July 2006. Questionnaires and open meetings were organised to ensure that most groups were consulted on the Code, and to ensure that feedback received would be used to finalise the document. A high level of responses were received from the public, voluntary and community sectors.

Both Volunteering and Consultation Codes were completed in 2006. The last Code, on Black & Minority Ethnic Groups is still in progress.

The Swindon Compact Working Group held an open meeting on 1st November 2006 (during the National Compact Week) to review the Swindon Compact and make final changes to the three Codes completed to date: Funding, Volunteering and Consultation. The aim is to put the Swindon Compact and the five Codes together as one

document before the end of March 2007. It is our intention to then set up an Implementation Group,

The Neighbourhood Renewal Strategy

The Neighbourhood Renewal Strategy was endorsed by both the Swindon Strategic Partnership and Swindon Borough Council and launched in May 2005. It identifies the neighbourhood renewal areas which are currently Central, Park North, Park South, Penhill, Pinehurst and Walcot East. Statistics indicate that these neighbourhoods have higher levels of economic, social and personal needs than in other areas across the town.

The purpose of the Strategy is to deliver improved opportunities and quality of life in priority neighbourhood renewal areas and to ensure that key service providers work together to reduce the levels of inequality experienced by these neighbourhoods.

Within the Strategy, there is a list of key objectives developed by the Neighbourhood Renewal Task Group, a forum of community representatives and activists from the priority neighbourhoods.

During 2006, neighbourhood renewal work has focused on the development of the Local Area Agreement ensuring that provision is made for specific work in neighbourhood renewal areas. This has been successful. Significant commitments have been made in each of the four Local Area Agreement blocks.

Over the next 12 months, work will focus on reviewing the Neighbourhood Renewal Strategy and action plans in the light of the Local Area Agreement.

Rosemary Power

Rosemary Power
Interim Chair, Swindon Strategic Partnership
November 2006

SSP Overview & Monitoring Group Members

The Swindon Strategic Partnership was reformed during 2006 and is now called the Swindon Strategic Partnership Overview & Monitoring Group. The current membership is as follows:

- Dr Rosemary Power Interim Independent Chair & Representative for Faith sector
- Joe Backshell Representative for Equalities groups
- Prof. Geoffrey Hammond Representative for Environment groups
- Ruth Hursey Chair, Neighbourhood Renewal Task Group / Geographical Communities Representative
- Tom Charnock Councillor, Town and Parish Councils,
- Cllr Steve Wakefield Councillor, Swindon Borough Council Cabinet Member for Community & Neighbourhoods

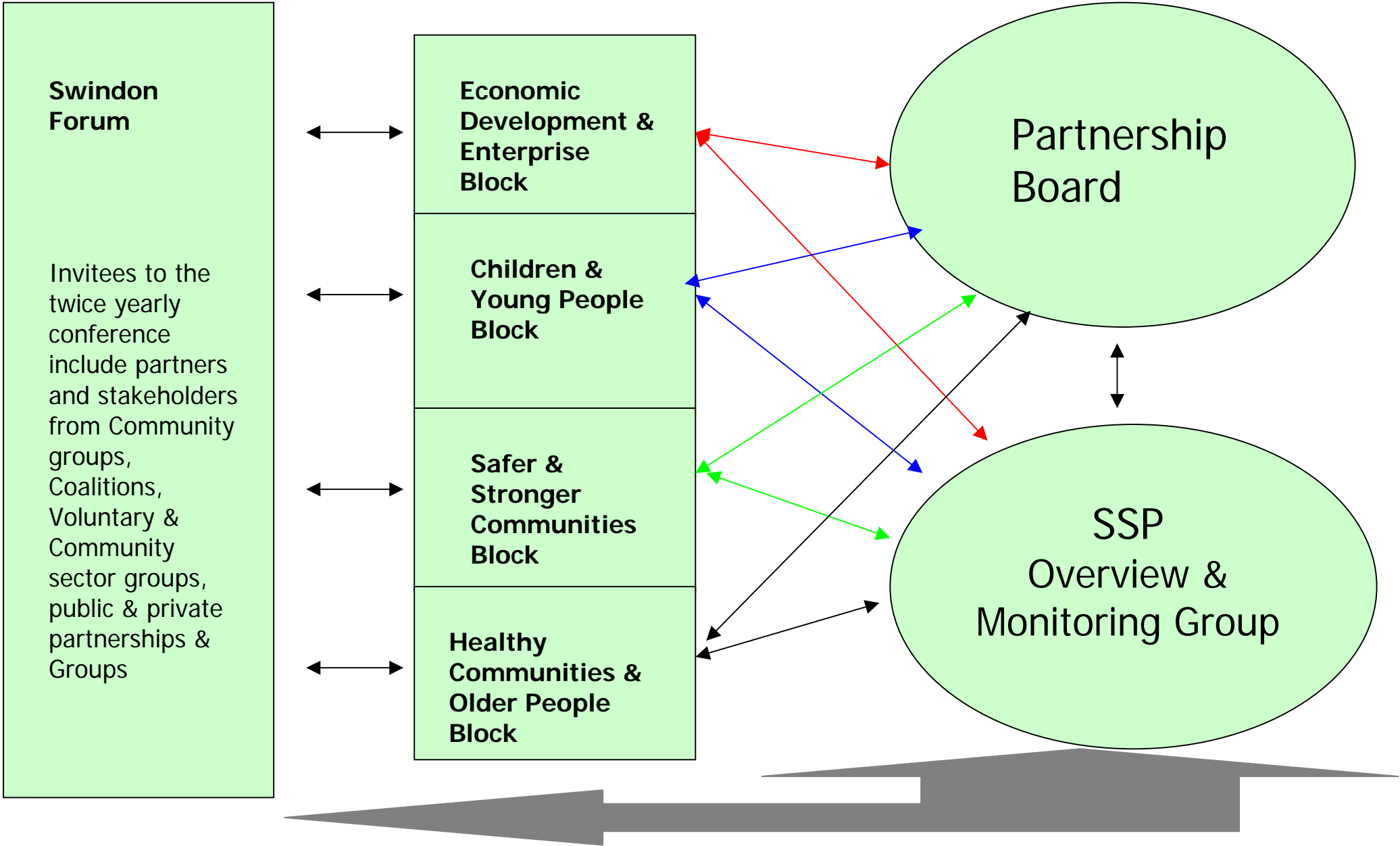
Observers:

- | | |
|-----------------|--|
| Huw Lloyd-Jones | Government Office of the South West |
| Matt Gott | Director Partnerships, Policy & Performance, Swindon Borough Council |
| Sally Rackard | Representative South West Regional Development Agency |

For further information on the Swindon Strategic Partnership please contact a member of the LAA & Partnership Team, details on page 4.

For further information on the 4 LAA blocks and how you can feed into the blocks, please either contact a member of the Partnership team or log on to www.swindonlaa.org.uk

Swindon Strategic Partnership



Community Strategy

Performance Management Framework

Introduction

By its nature, the current Community Strategy is a weighty tome. Comprising of six themes, 26 top-level priorities, and 327 targets, it makes reporting on performance laborious. So we decided to develop a simpler framework to report back to you the performance made against the Community Strategy.

The performance monitoring framework is based around 48 performance indicators. Many of these indicators are amalgam of targets rolled up from the Community Strategy

Instead of grouping these under the same six themes from the Community Strategy, we decided to group them against the 12 main priorities that the local people have consistently identified as most important to their quality of life.

- These are:
- Health
 - Good education for all ages
 - Efforts to lower crime levels
 - Affordable decent housing
 - Job security and prospects
 - Parks and open spaces
 - Activities for young people
 - Clean streets
 - Public transport
 - Waste
 - Climate change
 - Culture

We also decided for clarity to use a simple traffic light system to indicate what progress is being made against each of the performance indicators:



Green – progress is on target to be completed by the planned date or has been completed.



Amber - progress is currently behind schedule but has the potential to be recovered by the planned date.



Red - progress is greatly behind schedule and the target cannot be achieved and needs special action,

The aim of the performance monitoring framework is to provide a simple and quick health check of where progress is being made against the Community Strategy and, more importantly, where they are not being met.



It should be noted that many indicators are not for completion this year, but may be spread over a number of years. Consequently, a green smiley face does not mean that the target has been achieved but that it is on track to be completed by the planned date.



It is also worth noting that some of the indicators have been subsumed within the LAA or included in the 50 promises.

HEALTH

Death rates from heart diseases have declined steadily in Swindon since 1996. Health services continue to support implementation of national standards to maintain this improvement through the introduction of a Rapid Access Chest Pain Clinic, development of a community based echocardiogram service to improve early diagnosis and a heart failure service to support people at home.

Death from cancer has declined. The Wiltshire-wide Breast Screening Programme has started to view screening and extended its age range to 70. An action plan was introduced to improve the uptake of cervical screening and, from April, a new test for screening for cervical cancer, will be introduced. The Smoke Free Swindon campaign was launched, supported by a NHS-run smoking cessation service. The physical activity programme Active Swindon has been funded by Sports England.




PERFORMANCE INDICATOR	PROGRESS	STATUS	Link to LAA
Produce, by June 2005, a Tackling Health Inequalities strategy	Health Inequalities Plan drafted. LAA targets focus on actions to tackle health inequalities.		Outcome 16
Improve access to health care services for Black and Minority Ethnic groups and people with learning disabilities; and for young people to sexual health services	The Health Needs Assessment for BME groups and the Health Equity Audit for Learning Disabilities will be completed by December 2006. Increased investment and update of translation and interpretation services should result in improved access for BME groups. The Swindon Asylum Seeker Forum is leading on the development of a multi-agency partnership to improve access to translation and interpretation services. A second Youth Clinic has opened in Parks and East Walcot in partnership with the Youth Service. Plans to increase the number of school nurse run “chat rooms” are underway. Additional sexual health outreach nurses have been recruited.		Outcome 16 Indicator 6


<p>Improve standards of care for those with heart problems, cancer and diabetes</p>	<p>Work continues to implement National Service Framework for coronary heart disease, cancer and diabetes, including meeting national waiting times for cancer treatment and delivery of a new retinal-screening programme for diabetics.</p>		<p>Outcome 15</p>
<p>Implement the National Service Framework for Children called Getting the Right Start</p>	<p>A presentation to the Childrens' Board demonstrates that all National Service Framework Standards have been assessed as either amber or green.</p>		

GOOD EDUCATION FOR ALL AGES

The recently assessed impact of Swindon Learning Partnership's strategic approach to adult and family learning in neighbourhood renewal areas over the last three years has found increased participation in learning. This remarkable achievement is given more weight by the fact that the residents of Penhill now engage in more learning than any other ward in Swindon. Participation from ethnic minority groups has also gone from 2.02% of the total to 8.1%. There is still more work to be done regarding men's participation which is 24% against 76% for women.

The real instruments of change and improvement have been methods of engagement using local forums, developing good and trusted partnerships and the introduction of paid part time learning ambassadors. The results speak for themselves. The next challenge is an approach called "Next Steps". The Swindon Learning Partnership has proved it can reach people and are now stepping up a gear to inspire people to progress onto more demanding educational challenges and in doing so address the really big equalities issue of numeracy and literacy.




PERFORMANCE INDICATOR	PROGRESS	STATUS	Link to LAA
Significantly increase the percentage of pupils achieving good results at Key Stage 2, Key Stage 3 and GCSE	A*-C GCSE grades have improved in 2005/06 from a baseline of 49.8% in 2004/05. Data is currently not validated and will be published as soon as this has been released by DfES. A*-G GCSE grades have moved from 86% in 2004/05 to 88% for 2005/06		Outcome 7 Indicator 4
Provide, by March 2006, 537 child care places and three Children's Centres in areas of disadvantage and 557 child care places in other areas	Four Children's Centres are now operating and providing support, advice and child care for parents with children under five.		Outcome 7 Indicator 5, 6, 7, 8, 9, 10
Raise, by July 2007, the basic literacy and numeracy qualifications of 4,000 adults in Swindon	The recently assessed impact of Swindon Learning Partnership's strategic approach to adult and family learning in neighbourhood renewal areas over the last three years found an increased participation in learning by 177% against national trends of declining enrolments.		


<p>Establish a university campus in Swindon by 2008</p>	<p>A planning application for the Commonhead (Coate) development was submitted over 6 months ago. Revisions are required following the Planning Inspectorates report on the Local Plan. It is expected that the current application will be withdrawn in the new year and be replaced by a new one that addresses issues relating to highways, ecology, impact on Coate Water and archaeology. The current application includes proposals for a university and so will the expected new application. The new application is expected to be submitted around March 2007 with a decision expected in the early summer.</p>		<p>This has now been subsumed by Promise 18.</p>
---	--	---	--

EFFORTS TO LOWER CRIME

Swindon Community Safety Partnership (CSP) is responsible for delivering the Safer Swindon element of the Community Strategy. Over the last 12 months the CSP has been very active in developing the Safer and Stronger block of the Local Area Agreement (LAA), ensuring that it combines the elements of the Community Strategy and the Crime and Drugs Reduction Strategy (2005-2008). There has been significant development in the CSP to address capacity issues and to ensure that the work delivered is driven through local needs assessment, intelligence and targeted action. The CSP constantly faces challenges at local, regional and national level. The LAA provides the framework for delivery and over the next year the Partnership will need to ensure that its activity and resources can respond to new demands placed on it e.g. through increased reporting of anti-social behaviour and new legislation. In addition the “stronger” element of the LAA presents fresh opportunities to engage with local communities e.g. through Neighbourhood Teams.

A large proportion of the CSP’s work is devoted to drug treatment in Swindon and addressing drug-related offending. There have been significant improvements in the quality of services over the last few months with the recruitment of key posts in the team. In crime terms, Swindon remains a relatively low-crime area, from 1st June though to 31st August 2006 Swindon recorded 15.693 (BCS comparator) crimes per 1000 residents which places Swindon the 7th lowest crime area compared to it’s family of 15 ‘most similar’ Crime and Disorder Reduction Partnerships (CDRPs).





PERFORMANCE INDICATOR	PROGRESS	STATUS	Link to LAA
Increase the percentage of residents feeling safe or fairly safe in public places during the day and after dark and reduce the fear of crime	Revised performance measures are being developed as part of the LAA refresh		Outcome 13 Indicator 4
Reduce the re-offending rate for prolific offenders, year on year	Swindon –wide programme now in operation with a dedicated locality manager in post and a Premium Service agreement in place with key agencies. The programme forms a key part of the LAA		Outcome 13 Indicator 8
Not exceed annually the previous year’s crime figures in relation to domestic burglary, robbery and vehicle crime	Domestic Burglary up 5.1% (Apr -Aug 06 vs. Apr - Aug 05) Robbery up 9% (Apr -Aug 06 vs. Apr - Aug 05) Vehicle Crime up 1.08% (Apr -Aug 06 vs. Apr - Aug 05)		Outcome 13 Indicator 1

Reduce the incidents of alcohol-fuelled crime	Violent crime up 15.75% (Apr -Aug 06 vs. Apr - Aug 05). This includes all types of violence. Data for offences fuelled by alcohol not currently available.		Outcome 13 Indicator 1
---	--	---	---------------------------

AFFORDABLE DECENT HOUSING

During 2005/06, considerable progress has been made to increase both the supply of affordable homes and to increase the standards within the existing affordable stock. The Council and its partners are on track to deliver an average of 300 affordable homes every year up to 2010. This pace of development needs to be maintained given the results of the 2005 Housing Needs Survey that reported a shortfall in the supply of affordable homes of just under 900 per year for the next five years. Key opportunities for additional affordable housing will be in Southern Development Area and the town centre.

The new Design Code for developers to improve the quality of new homes aims has been completed. All new dwellings must now meet the “very good” eco rating in accordance with new building regulations. In the light of this, an additional target has been set for 10% of all affordable homes and 250 dwellings in the Southern Development Area to meet the “excellent” rating. It is more important that the most vulnerable households benefit from this higher standard because of the extent of fuel poverty in the Borough. Further work has also been completed on the decent homes standard. The decency standard interim targets have been met and the Council is still on course for meeting this in 2008, two years ahead of the government target.





PERFORMANCE INDICATOR	PROGRESS	STATUS
Achieve the decent homes standard by 2008	Achieved interim target of increasing the number of homes meeting the standard from 9513 (87.7%) to 9805 (91.1%). On target to achieve standard by 2008, two years ahead of the government target	
Ensure that, by 2006, at least 6,340 homes are completed, of which 100 per year will be affordable	The original target of 100 additional affordable homes was exceeded in 2004/05 with 341 homes delivered and 153 in 2005/06	
Improve the design and quality of new homes and ensure that, from April 2004, all new affordable homes meet the “very good” eco-rating standard	New Design Code for developers to improve the quality of new homes completed 2006. All new dwellings must now meet the “very good” eco rating in accordance with new building regulations.	
Improve access to affordable and supported housing by implementing a choice based lettings scheme by December 2005	On target. Will enable those in greatest housing need to have a greater choice in where they would like to live. Estimated ‘go live’ date February 2007.	

JOB SECURITY AND PROSPECTS

Up to date statistics to enable analysis of changes in the labour market in Swindon are difficult to obtain, particularly those allowing comparison with regional and national data. Instead, the Wiltshire and Swindon Economic Partnership produced, in March 2005, its Economic Analysis for 2003/04. This considered labour market trends over the previous five year period. That study points to an overall growth in the number of people in employment in Swindon between 1998 and 2003 of 4.8%, although annual fluctuations may be accounted for by the fortunes of a few large employers.

Within that overall growth manufacturing, construction and financial mediation have witnessed a decline, contrasting with a strong growth in tourism and visitor related services as well as the public sector. Advanced manufacturing and R&D remain strong drivers of growth in the Swindon economy and the labour market continued in 2004 to be characterised by high employment, low unemployment and very strong economic performance.





As a result of a slow down in the services and retail sectors, considerable efforts have been deployed in securing investment in the town. We have been successful in our approach because our unemployment rates, as declared recently in government statistics, show Swindon averaging 2.4% below the national average.

PERFORMANCE INDICATOR	PROGRESS	STATUS	Link to LAA
By 2010 reduce, by at least 40%, the number of adults in the Swindon workforce without an NVQ level 2 or equivalent qualification	Using 2001 Census data as a baseline, this translates to an overall target of 37,500 by 2010. An estimated 1,100 Swindon residents undertook Level 2 programmes during 2004/05, with over 400 Swindon based employees also gaining Level 2 qualifications through <i>free2learn</i> .		Outcome 2 Indicator 1
Through targeting specific groups and offering specialist advice place at least 45 lone-parents, people with disabilities or long-term unemployed people into work each month	Between April 2004 and February 2005, 272 lone parents, 194 people with disabilities and 145 long term unemployed have been found jobs. A total of 611 at an average of 55 a month		
Generate an annual net increase in the total number of VAT registrations in the borough	At the start of 2005 Swindon had 4,370 VAT registered businesses, a net increase in the number of business of 60 compared to the previous year.		Outcome 1 Indicator 1
Generate an annual net increase in the total number of jobs available in the borough	Though the employment rate percentage between 2004 and 2005 appears to have remained steady at 80%, in real terms there has been an increase of 900 employees.		

PARKS AND OPEN SPACES

The Swindon Biodiversity Plan (BAP) was launched in March 2005. Our target for the next three years is to ensure that actions with the BAP are taken forward. New policy documents are to be adopted that will give guidance to developers with regard to the provision of green space in development sites. In the coming years information on the status of green spaces within the existing urban area will be gathered.





Phases 1 and 2 of restoration have been completed and work is progressing on phase 3. The Swindon BAP Partnership, Great Western Community Forest Partnership and the Area of Outstanding Natural Beauty Partnership are working to develop and expand a network to ensure that waterways and other habitats are protected, maintained and enhanced for the benefit of wildlife and people.

PERFORMANCE INDICATOR	PROGRESS	STATUS
Publish a Swindon Biodiversity action plan in 2005	The action plan was launched on 19 March 2005	
Ensure that everyone lives within 300m of managed green space which is improving for wildlife	The Borough Council applies standards for open space on all new development. Supplementary Planning Guidance on Biodiversity and Geological Conservation In Planning and Development is to be published late 2006/ early 2007. The BAP requires a survey to be undertaken to provide ecological baseline information on existing parks in Swindon.	
Implement wetland restoration on a 1.2km stretch of the River Ray at Rivermead by 2007	Phases 1 and 2 of the 1.2km river enhancement on the River Ray have been completed. Phase 3 is currently being designed and planning permission being sought	
Set up partnerships to improve the Borough's rivers, streams and lakes for wildlife	Partnership achieved. The Environment Agency part-fund a Swindon Water For Wildlife Officer. This officer is arranging pond restorations, stream work and other habitat management.	

ACTIVITIES FOR YOUNG PEOPLE

The Artsmad youth and arts education development project was successfully launched in 2005 and now operates under the guide of its partner organisations. The partnership comprises Swindon Borough Council's art services, music service, Local Education Authority and the youth service plus the Sixth Sense Theatre Company, Swindon Dance National Dance Agency, Arts Council England South West, UBIS ICIA and the Commonweal School.





The Youth Forum has been in place since April 2006, young people now participate in the development of policies and strategies for children services. Three young people also participate in the Children & Young People's Partnership Board.

PERFORMANCE INDICATOR	PROGRESS	STATUS	Link to LAA
Launch artsmad youth arts and arts education development project	Artsmad is operating under the guide of its partner organisations, it is establishing a clear plan of arts activities to develop children and young people in Swindon.		
Increase the level of involvement by children and young people – developing services through better consultation	The Youth Forum has been in place since April 2006, young people now participate in the development of policies and strategies for children services. Three young people participate in the Children & Young People's Partnership Board providing policy advice to the Council.		Outcome 9 Indicator 6
Expand Junior Good Citizenship scheme – working with local schools to develop a citizenship programme	The Junior Good Citizen scheme has now been replaced with the Youth Achievement Award. When the baseline was set in 2004/05, 292 young people had received the Youth Achievement Award.		Outcome 9 Indicator 9
Work with schools, the youth service, Connexions, the Crime and Disorder Reduction Partnership and local communities to offer positive diversions to young people involved in antisocial behaviour or petty crime	Target has been met through local initiatives throughout the Borough. The Every Child Matters Task Group has established a sub-group which is progressing the development of a Core Offer under Youth Matters.		Outcome 9 Indicators 1,2,3,4,5,6,7, 8,9

STREET ENVIRONMENT

Work on developing a Streetscene Strategy is still progressing, but the standard against which street furniture provision will be measured has been completed.

Swindon continues to beat Government targets for street cleanliness. In 2005/06 we achieved 15% against a target of 18% (unlike most performance indicators the lower the percentage the better).




PERFORMANCE INDICATOR	PROGRESS	STATUS	Link to LAA
Develop a forum to create and publish a Street Environment strategy and action plan by 2006	Work on a streetscene strategy is continuing, with structural changes to deliver this likely to be in place in April 2007.		
Meet, by 2004/05, the published government standard for the cleanliness of the borough's streets	Achieved 15% in 2005/06 against the national target of 18%, see comment above.		Outcome 14 Indicator 1
Improve and regularly maintain the quality of street furniture and, by 2005, set and publish a standard.	Town Centre Public Realm Strategy Document was published in 2005. Linked to this is the pallet of materials, which specifies the standard. Highways Asset Management Plan is a project that brings all the assets in the highway network and includes conditions of street furniture. This is an ongoing project that will be substantially completed by 2008.		
By 2005 draw more people onto the streets in response to improvement measures and provide at least ten street events each year	11 street events undertaken 2004/05		

PUBLIC TRANSPORT

Swindon Borough Council's second Local Transport Plan (LTP) (2006 to 2011) was finalised and submitted in March 2006 as required by the Government Office for the South West and the Department for Transport. The provisional version of this Plan, which was submitted in July 2006, was rated "promising". We will receive the final marks for this five-year Plan in December 2006.

Park and Ride proposals were initially delayed due to objections to the planning application of the Commonhead site by the Highways Agency. These are now resolved and permission has been granted. However the implementation has been further delayed due to difficulties in acquiring the land from the Primary Care Trust. Purchase will be funded using a combination of LTP capital and section 106 agreement contributions. It is hoped that the construction of the site will be funded through an Exceptional Scheme bid to the Government. It is unlikely that the park and ride site on the Southern Development Area will be completed before the end of the second LTP period, although one of the other sites, for example as part of the Triangle Development on the A361, may come forward. Swindon continues to see strong growth in bus use, which is extremely encouraging when compared with static or declining levels throughout most of the UK. Over the five years of the Council's first LTP (2001 to 2006) bus patronage has increased from 9.4 million trips to 11.09 million per year.

Steady progress has been made towards completing the cycle network. The commitment was re-affirmed in Promise 44, and funding has been allocated throughout the second LTP period so that the urban cycle network can be completed by the end of the 2010/2011 financial year. Some difficulties are being experienced because not all the land required is currently within the control of the Council, and because the cost of some of the schemes is greater than the funds currently available. It is hoped that these links will be achieved through planning agreements and developer contributions towards the full costs.

PERFORMANCE INDICATOR	PROGRESS	STATUS	Link to LAA
Review the Swindon Local Transport Plan	Completed		
Have two more Park and Ride sites by 2007	Planning permission for Commonhead site granted – Land acquisition delayed.		
Complete the Swindon urban cycle and pedestrian network by 2007	Steady progress towards completion through implementation of Annual LTP Programme and cycle network schemes and developer funded cycleway.		Promise 44





Increase, between 2003 and 2006, the number of bus passenger journeys by 6%	4.4% achieved by 2004/05. 9.7% achieved by 2005/06.		
---	---	---	--

WASTE

The prospect of continued improved performance by diverting waste from landfill is confirmed by the expansion of weekly multi-material kerbside recycling in 2007. This, along with a fortnightly collection of residual waste, will enable to the Council to achieve its waste diversion targets and the Promise 49 target of recycling, composting or treating 50% of household waste by 2009/10.

A free-of-charge garden waste collection to the whole Borough is also a key component of Swindon's waste diversion operations.

A Local Municipal Waste Management Strategy will be adopted this year and will outline how Swindon's waste will be managed for the future, both for collection and disposal.





PERFORMANCE INDICATOR	PROGRESS	STATUS	Link to LAA
Divert, by 2006, 36% of borough household waste away from landfill	We achieved 27.8% for 2005/06 and are predicting 33% for 2006/07. Service changes in 2007/08 should deliver a step change in performance.		Outcome 17 Indicator 6
Compost 12.2% green waste by 2005	5.5% achieved. 7.8% achieved 2005/06 and we are predicting 9.2% for 2006/07.		
Recover value from 40% of municipal waste by 2006	30% achieved. This will improve following renegotiation of waste disposal contract and availability of new technologies.		
Achieve the biodegradable waste diversion target set by government by 2009/10	We have adopted a revised draft strategy which following a consultation exercise should be adopted in the Autumn of 2006. This strategy will set out how this target will be achieved.		

CLIMATE CHANGE

A number of events have been held to increase awareness of global warming. Last September, we held a conference at the Arts Centre in Old Town. Titled The Day After Tomorrow, after the Hollywood film, it allowed the audience to throw questions at a panel of distinguished experts on climate change. Through the Switch on Swindon initiative, Wiltshire Wildlife Trust (WWT) focused on bringing the message to local communities. Further initiatives include the Climate Change Club for Business, the Climate Change Champions Network and Climate Friendly Communities (under development).

We continue to work with our local authority partners through the Warm Hearted Homes scheme to increase the energy efficiency of the housing stock in both private and public ownership. Improving the energy efficiency of homes reduces energy consumption and therefore the emission of greenhouse gases.

A planning group, chaired by Professor Geoffrey Hammond, has been established with the responsibility of developing the climate change strategy by December and to overview implementation through its partner organisations.

PERFORMANCE INDICATOR	PROGRESS	STATUS	Link to LAA
Produce, by December 2005, a climate-change strategy for the borough	Draft Action Plan produced December 2005, final launched 14 th November 2006		
Slow by 16% the forecast rate of the borough's traffic growth in the morning peak between 1999 and 2006	Likely to be achieved by increasing the range of travel choices for people and promoting sustainable options		
Reduce carbon dioxide emissions by 20% by 2010	From April 1996 to March 2003 there was a 16.2% improvement in domestic energy efficiency.		Outcome 17
Improve the energy efficiency of residential accommodation across the borough by 30% by 2010	Energy efficiency improvement for the period 1995- 2004 is 18.1%. For the last year, 2003-2004, the improvement was 2.2%.		Outcome 17 Indicator 3

CULTURE


2006 was another successful year for culture in Swindon. Highlights include:




Lydiard Park - this is a flagship project for the Council's partners in The Countryside Agency and English Heritage. It is recommended by national agencies as a model for community involvement and business partnerships. More than 1,000 people were involved in the archaeology programme alone, including schools and volunteers from local business. RWE npower, BMW Group, and Intel UK are represented on the Project Board as are the new Friends of Lydiard Park.

Central Library – this project is progressing well. The Central Library has transferred to its temporary location in the Paramount building and the old library has been demolished with construction due to commence in early 2007 for completion in 2008.

Swindon hosted the national Corporate Games in June 2006 – this was a major sporting event attracting over 6,000 competitors from around the country. The Games were opened by HRH The Princess Royal.

The Council organised and facilitated the delivery of the Brunel 200 celebrations – the largest ever cultural festival in Swindon. This successful event builds Swindon’s reputation for hosting festivals, such as the Swindon Mela, Literature Festival and Summer Festival.

PERFORMANCE INDICATOR	PROGRESS	STATUS	Link to LAA
Restore Lydiard Park	The majority of the major restoration works are either complete or nearing completion. HRH The Princess Royal opened the lake in June 2006. The new playground opened in October 2006, the path works are complete and the new porch allowing disabled access to the house is also complete. School usage of the restored Coach House has commenced. The Visitor Centre is the single outstanding refurbishment for which funds have yet to be identified.		

<p>Develop a new library, museum and art gallery in Swindon centre</p>	<p>The Library Project Board are considering proposals to relocate the museum in what was the Reference Library section in the Town Hall in 2008. An Art Gallery Project Board has been established to progress the relocation of the Art Gallery and in November 2006 will recommend a town centre option. Options being examined include the Granville Street and Exchange developments in the Town Centre, and the Town Hall subject to the appropriate relocation of Swindon Dance.</p>		<p>This has now been superceded by Promise 16.</p>
<p>Develop a Sports Pitch strategy and action plan</p>	<p>Strategy agreed and action plan is incorporated into the Swindon United document and will feature in the Leisure Strategy due to go to Cabinet in November 2006.</p>		
<p>Increase, by the end of 2006, the percentage of those participating in sport and physical activity from 30% to 36%</p>	<p>Measurement of this performance indicator has not taken place this year. Sport England will undertake a tri-annual survey across the whole country starting in September. When the results are in a new target for 2010 will be set.</p>		<p>Outcome 15 Indicator 5</p>

Feedback from the first SSP Conference June 2006

The subject of the first conference this year was the Local Area Agreement. Workshops on the day covered the four cross cutting themes of the LAA which are:

- **Partnership working**
- **Citizenship, Pride & Identity**
- **Creating Sustainable Communities**
- **Equality, Inclusion and Cohesion**

The workshops were asked to 'draw' a picture of how they saw partnership working and what success would look like if we reached our ideal in Partnership working. The groups were also asked to think of a 'strapline' to describe what success would look like.

As you can all imagine these plenary sessions proved to be lively and the feedback entertaining. Some of the straplines which the workshop groups came up with were:

'Swindon a place I want to be'

'Swindon, the place public/business/community and voluntary sectors are all linked and working together'

'Public responsibility in delivering engagement'

'Young People, the energy of Swindon'

'Swindon the friendly place where everyone matters and everyone can make a difference'

There was also an interesting take on the Council's PRIDE slogan.

Passion,
Respect,
Integrity,
Determination,
Energy

One group came up with:

P – personal development/participation,

R – respect/recreation/responsibility,

I – Interest/Involvement,

D – Delivery,

E – Environment/ enthusiasm/ enjoy/ enterprise/ engagement.

The overall feeling of the feedback was positive, people are proud to be part of a town which listens to the needs of its residents and tries hard to overcome barriers to work in partnership with agencies to deliver services for the people of Swindon.

They were also happy to live in a town where we celebrate diversity and culture with events like the Mela, Film Festival and the book festival.